









S8

Lever Smart Lock



 Fingerprint  Password  Card  Key

 Bluetooth (optional)  Silent Mode  Emergency Power  Double Authentication

S8

Lever Smart Lock

Convenience

User-friendly access

Various access methods depending on your life style – Fingerprint/ Passwords/ RF Card / Mechanical Override Key/ Smart Phone

Sensitive Touch pad screen

Due to the wide touch screen, the design becomes more stylish and the detection rate gets improved

Auto Relock

When door is opened, the mortise will be relocked automatically in a few seconds. Eliminates the need to re-check for the door lock when you close the door

Auto polling

RF card is instantly authenticated for access without the need to press the wake-up button

Passage Mode

It is used for some scenes that requires the door lock keep always – unlock status

Easy Installation

Patented Mortise design is applied for installation regardless the door open direction. Both left open and right open available

Enhanced Safety

Sweden FPC Fingerprint Sensor

Provides accurate and swift recognition with speed of less than 1 second

Fake PIN code feature

It is the random numbers that is added before and after the real user password this prevents the user password from being exposed, which provides more protection for real password

Double authentication

This mode strengthens security. Password plus fingerprint /card must be authenticated to open the door

In home security (Double-locking)

When you are at home, double-locking prevents unexpected unlocking attempts from outside. You can enable it from indoor by thumb-turn knob

Safe Handle

Once safe handle is enabled, the indoor handle will be locked up. In this case, it can remove the hidden danger for the door with peephole mounted, and also has lock function for children



Black

Silver

SPECIFICATIONS	Material	Zn, PC,ABS
	Mortise Type	524
	Colors	Black / Silver
	User Capacity	Master PIN Code – 1 User PIN Code – 10 Fingerprint – 100 RF Card – 100
	Door Thickness	38–60 mm (default) 60–90 mm (optional)
	Optional	Bluetooth
	Power Supply	8pcs AA alkaline batteries
	Battery Life	Up to 2 year
	Emergency Power	5V power bank
	Dimensions	Front – 341*74*82 mm Back – 343*81*82 mm
Cross Weight	6.25 KG	

Smart Function

Voice & Keypad Volume Control

Volume adjustable (including mute)

Power bank back-up

When batteries are discharged, put 5V power bank to back-up power

Low battery warning signal

A voice sound during door access will alert you to replace batteries

Master function

Fingerprints/Passwords/Card sets are available for the master PIN Code for overall management